



Course Title:	Architecture Design II		
Course Prefix:	ARCH	Course No.:	1266
		Section No.:	P03+P83
<p><i>"I do not think of it primarily as either a message or a symbol, but as an envelope and background for life which goes on in and around it, a sensitive container for the rhythm of footsteps on the floor, for the concentration of work, for the silence of sleep."</i> Peter Zumthor . Thinking Architecture</p>			
School of Architecture	Department: Architecture <input checked="" type="checkbox"/> Construction Science <input type="checkbox"/> Art <input type="checkbox"/> Digital Media Art <input type="checkbox"/> Community Development <input type="checkbox"/>		
Course Location:	Nathelyne Archie Kennedy Building, Room 319		
Class Meeting Days & Times:	Monday 3:30 pm – 5:50 pm Tuesday 3:30 pm – 5:50 pm Wednesday 3:30 pm – 5:50 pm Thursday 3:30 pm – 5:50 pm		
Catalog Description:	(2-8) Credit 6 Semester Hours <i>Basic principles of architectural design and communication including organization, spatial sequence, relationships and problem solving using simple interior and exterior problems.</i>		
Prerequisites:	ARCH 1253 + ARCH 1233 (minimum grade of "C" in each class)		
Co-requisites:	n/a		
Mode of Instruction:	Face-to-face		
Instructor:	Ross G. Wienert Visiting Assistant Professor Assistant Director - CURES		
Office Location:	School of Architecture, Prairie View A&M University, Room 249		
Office Telephone:	(936) 261-9834		
Fax:	(936) 261-9826		
Email Address:	rgwienert@pvamu.edu		
U.S. Postal Service Address:	Prairie View A&M University P.O. Box 519 Mail Stop 2100 Prairie View, TX 77446		
Office Hours:	Monday 9:30 am – 12:30 pm Tuesday 9:30 am – 12:30 pm Wednesday 9:30 am – 12:30 pm Thursday 9:30 am – 12:30 pm Students are advised to contact the professor to set up an appointment and provide the specifics of what they would like to discuss.		
Virtual Office Hours:			
Required Text:	<u><i>Architecture: Form, Space, and Order</i></u> by Francis D. Ching <u><i>Thinking Architecture</i></u> (any edition) by Peter Zumthor		
Optional Text:	n/a		
Recommended Text/Readings:	Archdaily.com Archinect.com Dezeen.com		

Learning Resources	<p>PVAMU Library: Telephone: (936) 261-1500; web: http://www.tamu.edu/pvamu/library/ Use the Reference Desk at the library where the staff is eager to guide your research. They can orient you to hard copies and on-line resources.</p> <p>University Bookstore: Telephone: (936) 261-1990 web: https://www.bkstr.com/Home/10001-10734-1?demoKey=d</p> <p>The Writing Center Telephone: (936) 261-3700 The Writing Center's goal is to provide a friendly, stress-free environment for students from all over campus to meet with a consultant and talk about writing of all types. They provide a responsive audience and advice from experienced writers in sessions generally lasting thirty to forty-five minutes. Sessions of this length offer time to work individually with students on any aspect of the writing process: from brain storming and drafting, to revising and proofreading. They will explore ways to improve a student's overall writing skills. They do NOT proofread or edit for students, but instead teach proofreading and editing techniques. Their goal is to: make a better writer for the long term.</p> <p>Student Academic Success Center Telephone: (936) 261-1040 Student Academic Success Center identifies academic and social roadblocks that interfere with persistence and timely graduation of PVAMU students. SASC informs campus-wide policies by staying current with retention literature and best practices. Further, SASC develops programs and services that are specifically aimed at continuing the academic success of the first year. We strive to provide PVAMU students with <i>"Navigation to Graduation"</i>.</p> <p>The Tutoring Center John B. Coleman Library in Room 209 Telephone: (936) 261-1561 Hours: Monday through Thursday 12 pm to 9 pm and Friday from 8 am to 5 pm. Email: AETutoring@pvamu.edu Open to all undergraduate students enrolled for credit in targeted PVAMU courses. offers help for:</p> <ul style="list-style-type: none"> ▪ Microeconomics, Macroeconomics ▪ Management Information Systems ▪ History, Government ▪ Statistics, Basics – Calculus II ▪ Psychology, Sociology ▪ English (Basics – Freshman Comp II), Speech ▪ Spanish I&II ▪ Biology (Pre-Med, Pre-Nursing) ▪ Chemistry (Bio & Nursing Majors) ▪ Physics ▪ Materials & Science
Course Goals and Overview:	
	<p>This course will focus on architecture and its experiential qualities with a focus on space, light, and material. The studio will investigate a series of precedents that exemplify how these qualities can be utilized in architectural design. From these precedents, students will distill lessons and apply them in their own design work. In addition to the lessons taken from the precedents, students will also apply basic architectural design skills in the creation of their own design.</p>

Course Outcomes/Learning Objectives	
At the end of this course, the student will:	
1266.1	Be able to analyze an architectural precedent and understand its significance
1266.2	Be able to synthesize architectural ideas from existing precedents and apply them in their own work
1266.3	Be able to communicate ideas through writing, speaking, drawing, and modeling
1266.4	Be able to apply fundamental design skills in order to define a place using basic architectural and environmental principles
1266.5	Be able to work collaboratively with others
1266.6	Demonstrate the ability to conceptualize an idea and translate it into an architectural design.

Course Requirements & Evaluation Methods	
This course will utilize the following instruments to determine student grades and proficiency of the learning outcomes for the course.	
<p>Projects: Long term investigations and presentations with multiple intermediate phases with specific deadlines. These will result in a culmination of multiple small assignments that lead toward a more thorough and complex solution.</p> <p>Participation: Active engagement in activities related exclusively to this course during studio hours. If a student is unsure of how to proceed, that student may discuss their project with classmates, research precedents, and/or sketch possible new directions. Distractions such as texting, social media, food, etc will result in reductions in participation points.</p>	
Grading Matrix	
Light	20
Space	20
Material	10
Synthesis Project	40
Attendance/Participation	10
Total:	100
Grade Determination:	A = 90-100 points B = 80–89 points C = 70–79 points D = 60–69 points; F = 59 points or below
Course Procedures	
Taskstream	Taskstream is a tool that Prairie View A&M University uses for assessment purposes. One of your assignments may be considered an "artifact," an item of coursework that serves as evidence that course objectives are met. More information will be provided during the semester, but for general information, you can visit Taskstream via the link in eCourses.
University Attendance Policy:	Prairie View A&M University requires regular class attendance. Excessive absences will result in lowered grades. Excessive absenteeism, whether excused or unexcused, may result in a student's course grade being reduced or assignment of a grade of "F." Absences are accumulated beginning with the first day of class.
Instructor's Attendance and Participation Policy	Attendance will be recorded at the beginning of each class. If you are not at your desk when class starts you will be subject to being marked absent. If you are late to class, it is your responsibility to submit notification via email to your professor stating the date you were late, why you were late, and what time you arrived in class. Each unexcused absence results in the reduction of your final grade by 3 total points. Each day you are late results in the reduction of your final grade by 1 total point. In any case, it is in your best interest to notify your professor ahead of time as soon as you know you will be unable to attend class or be late to class.

	<p>The list of university approved excused absences are below:</p> <ol style="list-style-type: none"> 1. Participation in an activity appearing on the University authorized activity list. 2. Death or major illness in a student's immediate family. 3. Illness of a dependent family member. 4. Participation in legal proceedings that requires a student's presence. 5. Religious holy day. 6. Confinement because of illness. 7. Required participation in military duties. <p>If you miss class for one of the reasons listed above, you must provide written documentation to your professor via email.</p>
Personal Conduct	<p>Students and faculty are expected to conduct themselves in ways that support individual learning and the learning of others. To that end members of the classroom community will conduct themselves in a professional and ethical manner to achieve these objectives. Any conduct construed to interfere with the learning opportunities of members of the class may result in the removal of the student from the class for that day. Repeated inappropriate conduct will result in permanent removal from the class. Based upon the fact that you are preparing for professional employment, you are expected to adhere to the following specific guidelines:</p> <ol style="list-style-type: none"> 1. During regular class periods <u>all students are expected to dress appropriately</u> in accordance with university regulations so that no disruptions in the learning experience will occur. 2. <u>No hats or caps will be allowed to be worn in the classroom during class sessions.</u> If you elect to wear a hat or cap during the lectures or class discussion, your decision will be respected. However you should also respect the instructor's decision to not award you daily participation points based upon that decision. 3. <u>Dress Code for Presentations:</u> Professional dress is expected for all design and technical presentations in class. Failure to adhere to the guidelines posted by the instructor will result in a deduction of ten percent (10%) from your final presentation score. 4. <u>No food or drink</u> is allowed in the classroom at any time. 5. <u>Cellular telephones are to be turned off or put on silent ring tone</u> during the class period. Texting is strictly prohibited during the class period. No "ear phone" units will be allowed. If your cell phone rings during the lecture or you are texting you are subject to losing points on your final grade. 6. <u>Laptops must emit no noise.</u> Make sure your laptop is warmed up and your battery charged before class starts. A laptop is allowed only for taking notes or accessing relevant course material during the class. Checking email, playing a game, messaging and other non-class related activities are not allowed at any time. 7. <u>Harassment</u> of your fellow students of any kind will not be tolerated. 8. <u>No children, friends, family members or guests are allowed in the class without prior approval.</u> Failure to adhere to this rule will result in a "0" for that class period.
Conduct of the Class and Care of the Facility	<p>Please note the following rules for the conduct of the class.</p> <ol style="list-style-type: none"> 1. <u>Class will begin at the appointed time.</u> 2. <u>Class is dismissed when so indicated by the instructor.</u> Students are expected to be on time and stay throughout the entire class period. Leaving the classroom before the class is dismissed without prior approval from the instructor will result in a loss of participation for that class. 3. All class members are required to <u>keep the classroom in a clean and orderly manner</u> to facilitate the number of students using it each day. Failure to maintain the classroom as requested by the instructor will result in a deduction in participation points for all class members for that date of instruction. 4. <u>Lecture Notes and Handouts</u> will be sent to your official university email. Handouts distributed during a class period will not be distributed at any other time. It is the student's responsibility to get a copy from another student or source.
Submission of	<p>Assignments are due at the start of the class session. No late work will be accepted</p>

Assignments:	<p>without proper documentation.</p> <p>Digital Documentation: Students will be required to upload digital samples of their work to a server. This folder will be accessible by both the student and the professor. The uploaded files will include photographs and scans of physical work as well as digital drawings and models.</p> <p>Physical Presentation: Students will be required to print both process work and final work to be reviewed during studio hours. All plotting and printing should be done in the labs in the School of Architecture whenever possible. This work must be printed prior to studio hours.</p> <p>Craft: It is expected that an appropriate level of care and craft will be employed on all projects. Some stages of the process such as sketching and study models are expected to be quick and a little bit dirty in order to allow for the rapid exploration of ideas and possibilities. Other stages, such as final presentation work, should show a higher level of precision and attention to detail in order to communicate concepts and ideas clearly.</p>
Formatting Projects:	<p>For the majority of your projects, you will be given guidelines for the sizes and materials that should be used for both models and drawings. These guidelines should be followed unless the instructor approves changes.</p> <p>All work produced should be documented digitally and uploaded to the file sharing space specific to the class.</p>
Presentation Policy:	<p>All students must attend project reviews in their entirety. Reviews are an opportunity for each student to learn from the discussions that take place, which makes it vital that all students are present and attentive during these conversations. It is also unfair for students to continue working while others have respected the deadlines given.</p> <p>Attendance and participation in reviews will be considered as part of your grade.</p>
Professional Organizations and Journals	
n/a	
References	
n/a	
University Rules and Procedures	
Disability Statement (See Student Handbook):	Students with disabilities, including learning disabilities, who wish to request accommodations in class should register with the Services for Students with Disabilities (SSD) early in the semester so that appropriate arrangements may be made. In accordance with federal laws, a student requesting special accommodations must provide documentation of their disability to the SSD coordinator. Students should also inform the instructor of their need for accommodations immediately at the outset of the course so that a solution designed to being successful in class can be produced.
Academic Misconduct (See Student Handbook):	You are expected to practice academic honesty in every aspect of this course and all other courses. Make sure you are familiar with your Student Handbook, especially the section on academic misconduct. Students who engage in academic misconduct are subject to university disciplinary procedures.
Forms Of Academic Dishonesty:	<ol style="list-style-type: none"> 1. Cheating: deception in which a student misrepresents that he/she has mastered information on an academic exercise that he/she has not mastered; giving or receiving aid unauthorized by the instructor on assignments or examinations. 2. Academic misconduct: tampering with grades or taking part in obtaining or distributing any part of a scheduled test. 3. Fabrication: use of invented information or falsified research. 4. Plagiarism: unacknowledged quotation and/or paraphrase of someone else's words, ideas, or data as one's own in work submitted for credit. Failure to identify information or essays from the Internet and submitting them as one's own work also constitutes plagiarism.
Nonacademic Misconduct (See Student Handbook)	The university respects the rights of instructors to teach and students to learn. Maintenance of these rights requires campus conditions that do not impede their exercise. Campus behavior that interferes with either: (1) the instructor's ability to conduct the class; (2) the inability of other students to profit from the instructional program, or (3) campus behavior that interferes with the rights of others will not be tolerated. An individual engaging in such disruptive behavior may be subject to disciplinary action.

	Such incidents will be adjudicated by the Dean of Students under nonacademic procedures.
Sexual misconduct (See Student Handbook):	Sexual harassment of students and employers at Prairie View A&M University is unacceptable and will not be tolerated. Any member of the university community violating this policy will be subject to disciplinary action.
Student Academic Appeals Process	Authority and responsibility for assigning grades to students rests with the faculty. However, in those instances where students believe that miscommunication, errors, or unfairness of any kind may have adversely affected the instructor's assessment of their academic performance, the student has a right to appeal by the procedure listed in the Undergraduate Catalog and by doing so within thirty days of receiving the grade or experiencing any other problematic academic event that prompted the complaint.

ACCREDITATION/ASSESSMENT CRITERIA Table No. 1-NAAB CRITERIA

This course is structured to assist the student meet the following criteria shown in **Table No. 1** as established by the National Architectural Accreditation Board (NAAB). To view the entire list, go to the NAAB website, www.naab.org and access "2014 NAAB Conditions for Accreditation."

Performance Criteria:	Ability ☑	Understanding ☑	Course Learning Outcomes Competencies (T, R, I)		
			T Taught	R Reinforced	I Utilized/ Integrated
REALM A: Critical Thinking and Representation					
A.1. Professional Communication Skills (Ability)	☑			R	
A.2. Design Thinking Skills (Ability)	☑				I
A.3. Investigative Skills (Ability)	☑				I
A.4. Architectural Design Skills (Ability)	☑		T		
A.5. Ordering Systems (Ability)	☑				I
A.6. Use of Precedents (Ability)	☑		T		
A.7. History and Global Culture (Understanding)	☑				I
A.8. Cultural Diversity and Social Equity (Understanding)					
REALM B: Building Practices, Technical Skills, and Knowledge					
B.1. Pre-Design (Ability)					
B.2. Site Design (Ability)					
B.3. Codes and Regulations (Ability)					
B.4. Technical Documentation (Ability)					
B.5. Structural Systems (Ability)					
B.6. Environmental Systems (Ability)					
B.7. Building Envelope Systems and Assemblies (Understanding)					
B.8. Building Materials and Assemblies (Understanding)					
B.9. Building Service Systems (Understanding)					
B.10. Financial Considerations (Understanding)					
REALM C: Integrated Architectural Solutions					
C.1. Research (Understanding)		☑	T		
C.2. Integrated Evaluations and Decision-Making Design Process (Ability)					
C.3. Integrative Design (Ability)					
REALM D: Professional Practice					
D.1. Stakeholder Roles in Architecture (Understanding)					
D.2. Project Management (Understanding)					
D.3. Business Practices (Understanding)					
D.4. Legal Responsibilities (Understanding)					
D.5. Professional Conduct (Understanding)					









ACCREDITATION/ASSESSMENT CRITERIA TABLE 2: ACCE CRITERIA

This course is structured to assist the student meet the following criteria shown in **Table No. 1** as established by the American Council for Construction Education (ACCE) *Standards and Criteria for Accreditation*. To view the entire list, go to the ACCE website, www.acce-hq.org and view the "Accreditation Procedures."

Course Learning Outcomes:	Competencies (T, R, I)		
	T Taught	R Reinforced	I Utilized/ Integrated
1. General Education (Communications, social sciences and humanities): The ability to communicate both orally and in writing, and have an understanding of human behavior.		R	
2. Math and Science (Mathematics and Physical Science): The ability to apply the principles of mathematics, statistics and computer science. The understanding of the behavior of materials, equipment and methods used in construction combined with knowledge of physics, chemistry, geology and environmental sciences.			
3. Business and Management: The knowledge to effectively manage the principle resources of the industry: people and money. Understanding the fundamentals of the free-enterprise system to include accounting, finance, business regulations, contract law, labor law, and marketing.			
4. Construction Science: An understanding of the contribution of the design process. The ability to communicate with the design professionals and participation in the planning phase of design-build projects. The ability to solve practical communication problems.			
5. Construction: Involvement and understanding of both office and field activities to include effective management of personnel, materials, equipment, costs and time. The understanding of the contractor's role as a member of a multi-disciplinary team, the assessment of project risk and alternative construction methods (Traditional Design-Bid-Build, Construction Manager and Design-Build).			I
6. Other:			

COURSE OUTLINE: EVENT AND LECTURE SCHEDULE

This schedule is subject to change as the semester proceeds in order to cover the most important material in the time allotted. Any revisions will be duly noted and announced in class. All referenced readings are taken from the required text.

	Registration/Assembly Dates		Dates exam scores will be posted
	Key Dates		Holidays
	Graduation Applications		Guest lectures
	Dates for Exams		Project Team Workshop

16 WEEK CALENDAR

Week One

January 15-19, 2018

Introduction to Precedents

Introduction	Initial Research Background on Buildings Understanding Natural Light
--------------	--

Week Two

January 22-26, 2018

Light

Light investigations Precedent	Light Models Conceptual vs Actual Precedent Models
-----------------------------------	--

Week Three

Jan 29-Feb 2, 2018

Light

Development	Finalize Models Sun Test Documentation and Observations
-------------	---

Week Four

February 5-9, 2018

Light

Light Investigations Abstractions	Filter Models Iterative Process Testing and Revision
--------------------------------------	--

Week Five

February 12-16, 2018

Light

Development	Light Models Measurements Revisions
-------------	---

Week Six

February 19-23, 2018

Space

Spatial Investigations Precedent	Human Scale Spatial Sequence
-------------------------------------	---------------------------------

Week Seven

Feb 26-Mar 2, 2018

Space

Development Precedent	Space + Site Spatial Diagrams
--------------------------	----------------------------------

Week Eight

March 5-9, 2018

Space

Spatial Investigations Abstraction	Designing a spatial sequence Investigating the ideas
---------------------------------------	---

Week Nine

March 12-16, 2018

SPRING BREAK!

Week Ten

March 19-23, 2018

Material

Material Investigations Precedent	Material qualities Material and Assembly Interior vs Exterior Materials
--------------------------------------	---

Week Eleven	
March 26-30, 2018	
Material Investigations Abstraction	Material + Experience Materiality Diagrams
Week Twelve	
April 2-6, 2018	
Synthesizing Precedents	Combining Precedent Lessons Clarity + Coherence Synthesis Diagrams Synthesis Models
Week Thirteen	
April 9-13, 2018	
Development	Drawings
Week Fourteen	
April 16-20, 2018	
Development	Models
Week Fifteen	
April 23-27, 2018	
Development	Models
Week Sixteen	
April 30-May 4, 2018	
Resolution	Final Review
	Date to be Determined

In order to assure that you have read over this entire document you are required to sign the Statement of Agreement on the final page of the syllabus and return it at the start of second class period. This will be our contract that you have read over the entire syllabus and that you understand what is expected of you in this class.

STATEMENT OF AGREEMENT

I have read the Course Syllabus for **ARCH 1266** for the Spring Semester 2018, including the Class Lecture and Event Schedule, and agree to abide by the conditions for the class as spelled out in this document. My signature indicates my personal commitment to meeting the course objectives and succeeding in this educational endeavor.

Signature-Student

Student name (Please print neatly)

Student ID #

Date

Signature-Instructor

Instructors name

Date

RETURN THIS PAGE FROM THE SYLLABUS TO THE INSTRUCTOR TO COMPLETE YOUR ENROLLMENT IN THIS COURSE.

 **RECEIVED WITH STUDENT'S SIGNATURE:** _____

☒ **ENTERED INTO GRADE BOOK:** _____